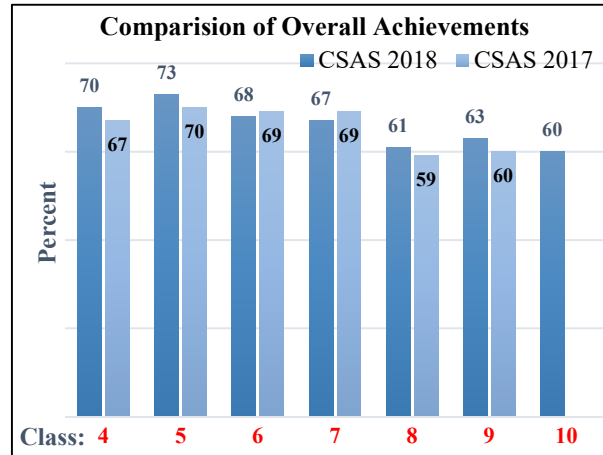


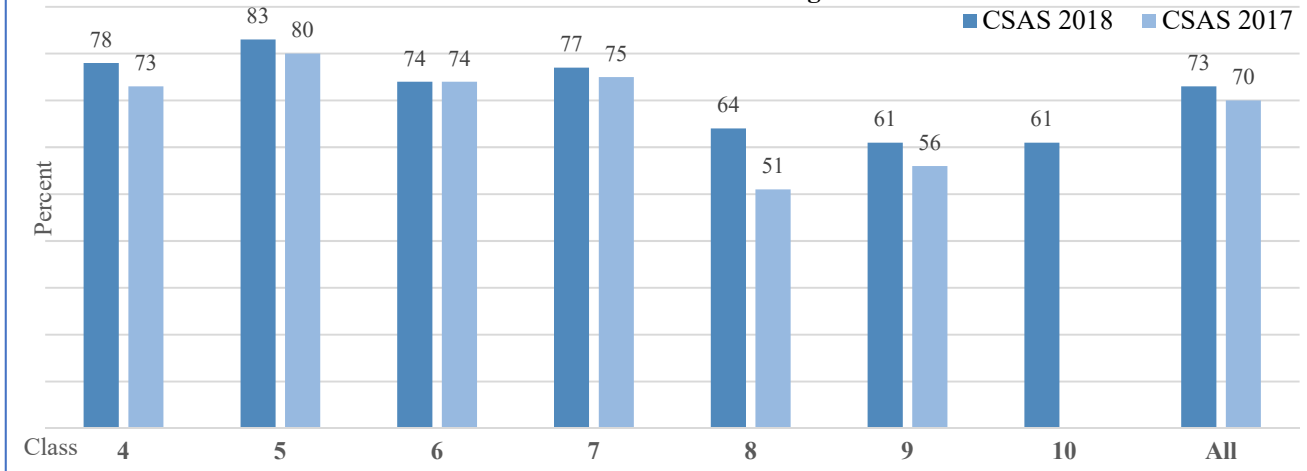
CENSUS BASED STATE ACHIEVEMENT SURVEY (CSAS) 2018 RAICHURU DISTRICT ACHIEVEMENTS

I Class-wise and Subject-wise Achievements:

Subject / Class	4	5	6	7	8	9	10	All 2018	All 2017
Lang 1	72	68	71	72	67	71	67	70	67
Lang 2	67	72	71	73	56	54	52	65	63
Lang 3			66	62	59	66	54	62	66
Maths	71	73	66	65	66	64	56	67	68
EVS/Sci	71	78	66	64	56	50	62	65	62
SS			70	67	63	71	71	68	65
All - 2018	70	73	68	67	61	63	60	65	
All - 2017	67	70	69	69	59	60			65



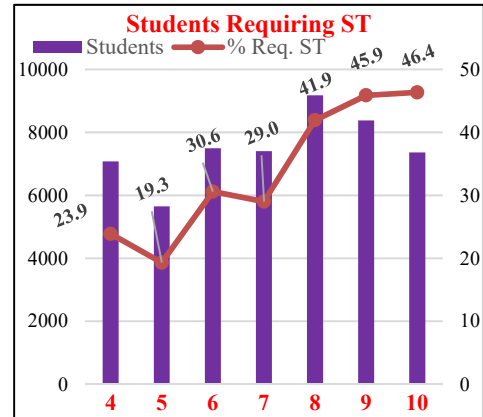
II Class-wise Pass Percentage



III Class-wise and Subject-wise Supplementary Teaching (ST):

Class	Students	L1	L2	L3	Math	EVS / Sci	SS	Sub Agg
4	7077	3253	3882	-	3059	2405	-	12599
5	5650	3031	2902	-	2258	1818	-	10009
6	7495	2761	2590	3007	2695	2231	1888	15172
7	7399	2126	2111	2921	2830	2715	1959	14662
8	9178	2642	4200	4049	2734	4218	2400	20243
9	8382	1687	4439	2514	2162	4377	1614	16793
10	7363	1178	3411	3698	2528	1982	892	13689
Overall	52544	16678	23535	16189	18266	19746	8753	103167

Sub Agg.: Subjects Aggregate



IV Deficiencies in Competency Levels (< 40% listed below): Pl see "Competency List" file for details

Class/Sub	Kannada	English	Maths	EVS/Sci	SS
4			MATH413	EVS411, 430	
5	KAN501, 506, 510		MATH516, 523		
6		ENG607, 627	MATH602, 610	SCI608, 619, 623	SS618
7	KAN709	ENG710	MATH704, 710, 713, 717	SCI709, 711, 727	SS712
8	KAN811	ENG808, 817, 821, 828	MATH805	SCI809, 810, 812, 823	SS822, 826
9	KAN919	ENG916, 926	MATH 911	SCI902, 906, 909, 916, 917, 918, 919, 921, 923	
10	KAN0123	ENG0105, 0112, 0114, 0116, 0117, 0125, 0126, 0127	MATH0106, 0114, 0117, 0118, 0123, 0124, 0126, 0128	SCI0112, 0121	